

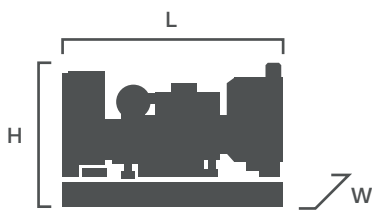


## General Performance Data

Engine	Brand	SDEC
	Model	4HT4.3-G23
Control module	DEEP SEA 4520	
Starting voltage	V	12V
Frequency	Hz	50
Number of phases	3	

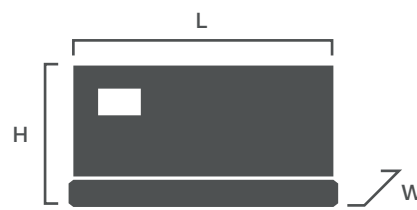
	Prime	Standby
Power kVA	80	88
Power kW	64	70
Rated speed	r.p.m	1500
Standard voltage	V	400 230
Available voltages	V	380/220 415/240
Power factor	Cos Phi	8

## Open



Dimension		
Length (L)	mm	2700
Height (H)	mm	1490
Width (W)	mm	960
Weight	Kg	1250
Fuel Tank	L	160

## Silent



Dimension		
Length (L)	mm	2817
Height (H)	mm	1250
Width (W)	mm	1054
Weight	Kg	1465
Fuel Tank	L	130

## Fuel Consumption

Rated Output	g/KW.h	L/h
100% Standby	0000	21.8
100% Prime	0000	19.5
75% Prime	0000	14.3
50% Prime	0000	9.9
25% Prime	0000	0000

## Standards Followed

ISO9001	ISO14001
ISO8528	ISO12100
ISO13849	EN12601
GB12786	GB/T2820
IEC60034	IEC60204
CE	RETIE

## General Engine Data


Engine brand	SDEC
Engine ref.	4HT4.3-G23
Engine type	4-stroke diesel
Governor type	Electronic
Injection	Dierect
Aspiration	Turbo charged
Number of cylinders and arrangement	4 - L
Bore and stroke	mm 105x124

Displacement	L	4.3
Cooling system	Water	
Lube oil consumption with full load	0.5%-1% of fuel	
Compression ratio	17.3:1	
Engine oil capacity	L	13
Total coolant capacity	L	16.5
Air filter	Type	Dry

Diesel engine	Dry air filter
4-stroke cycle	Radiator with pusher fan
Water-cooled	Electronic governor
12V electrical system	Hot parts protection
Water separator filter	Moving parts protection

### Optionals

Water jacked heater
Radiator water level sensor
Oil heater
Heavy duty air filter




## Alternator Specifications

Brand	Stamford/AGG
Number of phase	3
Power factor	0.8
Poles	4
Winding Connections (standard)	Star- Series
Insulation	H class
Enclosure (according IEC-34-5)	IP23

Model	KK224H
Excitation system	Auxiliary coil brus-
Voltage regulator	Electronic
No. of bearings	Single Bearing
Coupling system	Flexible disc
Coating type	Standard (Vacuum impregnation)

### Optionals

Self-excited and self-regulated	Alternator pre-heater
IP23 protection	Winding temp. measuring instrument
H class insulation	PMG / AREP / MAUX



## Application Data

### Fuel system

	Open	Silent
Fuel oil specifications	160	130

Standard fuel tank capacity	L	DIESEL
-----------------------------	---	--------

### Air system

Intake air flow	L/s	ND
-----------------	-----	----

Cooling air flow	m <sup>3</sup> /s	ND
------------------	-------------------	----

### Exhaust system

Maximum exhaust temperature	°C	600
-----------------------------	----	-----

Exhaust gas flow	L/s	13.2m <sup>3</sup> /min
------------------	-----	-------------------------

Maximum allowed back pressure	kPa	6
-------------------------------	-----	---

### Starting system

Starting power	kW	3,8
----------------	----	-----

Recommended battery	Ah	2X60Ah(580CCA)
---------------------	----	----------------

Number of batteries		1
---------------------	--	---

Auxiliary voltage	Vdc	12V
-------------------	-----	-----

## Genset version

Steel chasis

Emergency stop button

Anti-vibration shock absorbers

Chassis with integrated fuel tank

Fuel level gauge

High mechanical strength

Epoxy polyester powder coating

Fuel tank drain plug

Steel residential silencer - 20dbA attenuation

Battery charger

### Optionals

Trailer type

 Water-cooled

 Three phase

 50 Hz

 Diesel

 Dual-wall fuel tank

Optional

## Standard reference conditions

Ambient conditions of reference according to ISO 8528-1:2018 normative: 1000 mbar, 25°C, 30% relative humidity.

Weights and dimensions based on standard products. Illustrations may include optional equipment. Technical data described in this catalogue correspond to the available information at the moment of printing.

## Control Panel Data

Features of the control panel	Basic Model (Standard)	Advanced Model (Optional)
Voltage between phases	o	o
Voltage between neutral and phase	o	o
Current intensities	o	o
Frequency	o	o
Apparent power (kVA)	o	o
Active power (kW)	o	o
Reactive power (kVAr)	o	o
Power factor	o	o
Voltage between phases	o	o
Emergency stop	o	o
Binary inputs	6/6	7/7
Analog inputs	3	3
2x10A Current outputs	o	-
I/O Configuration	o/o	o/o
D+ Function	o/o	o/o
Speed sensor	o/o	o
Amf/Mrs	o	o
GCB/MCB	o	o
3ph voltage measurement Gen./Mains	o	o
3ph current measurement	o	o
kW / kWh / kVA	o	o
Engine reading	o	o
Engine protection	o	o
Alternator protection	o	o
Earth current protection	o	o
History file	150	350
RTC/Battery	o/-	o/o
PLC	-	-
4G	x	-
Airgate	-	x
ECU CAN	o	o
MODBUS	x	x
MODBUS IP	x	x
SNMP	-	x
SNMP TRAPS	-	-
RS232	x	x
RS485	x	x
GSM/GPRS modem	x	x
Remote screen	x	x
Software for PC	x	x

Standard: o    Optional: x    Not Available: -